




Type 2

Key Steps for Operating Indoor Fire Hydrants

1

Press

Press the button.



2

Open


Open the hydrant box door.



3

Grab

Grab the nozzle.



4

Pull

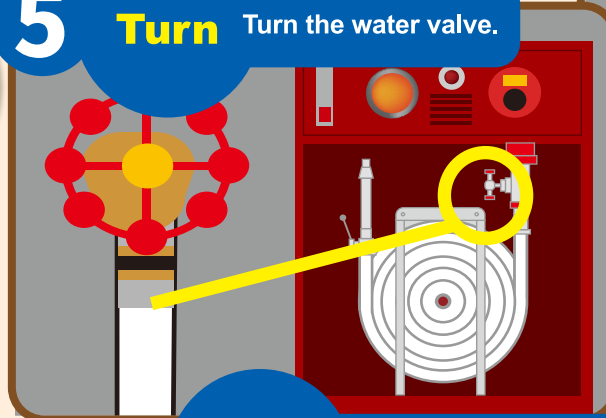
Pull out the water hose.



5

Turn

Turn the water valve.



6

Turn

Turn the nozzle switch.



Press

Open

Pull

Grab

Turn

Turn

Precautions

1. Rotate the nozzle switch to choose the corresponding mode (straight water mode for extinguish and water fog mode for cooling and disperse dense smoke).
2. Aim at the base of the fire source to extinguish the flames.
3. Indoor fire hydrant is only applicable for the initial stage of fire. If the fire spreads, retreat immediately, close the door, and never return to the fire area.